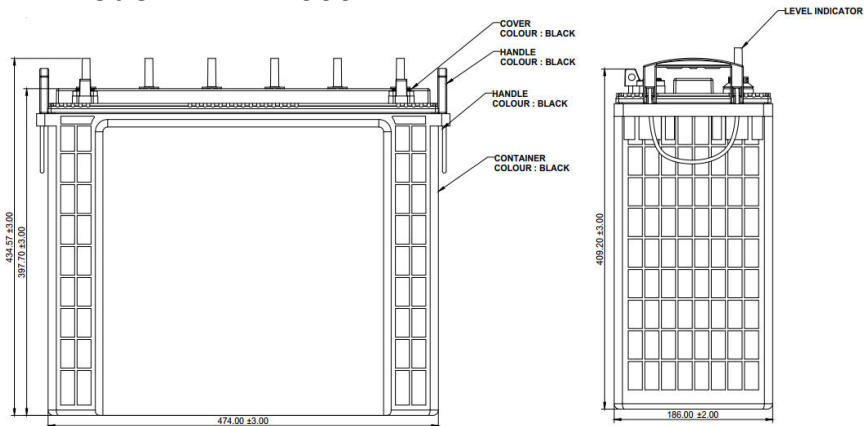


TUBULAR BATTERIES DATA SHEET

Model: MPLT2000TT



Features

- Robust Tubular with High Pressure die-casted spine- resulting low rate of corrosion.
- Spill Proof Vent and controlled acid fumes.
- Optimized Negative paste recipe for fast charge acceptance.
- Consistent backup throughout life.
- Low Self Discharge.
- Excellent performance on deep cyclic application as compare to AGM VRLA.
- Very High Performance & Service Life.
- Low water loss ($\leq 4\%$).

Battery Applications

Solar, Inverter and deep discharge applications

Battery Construction

Battery container	Polypropylene (PP)
Type of Positive Plate	Tubular Positive
Type of Negative Plate	Flat Pasted
Terminals	Lead- Antimony Alloy
Material of Separator	PE
Electrolyte	H ₂ SO ₄
Sealing Method	Heat Sealing
Supplied Condition	Acid Filled

TUBULAR BATTERIES DATA SHEET

TECHNICAL SPECIFICATIONS

SPECIFICATIONS

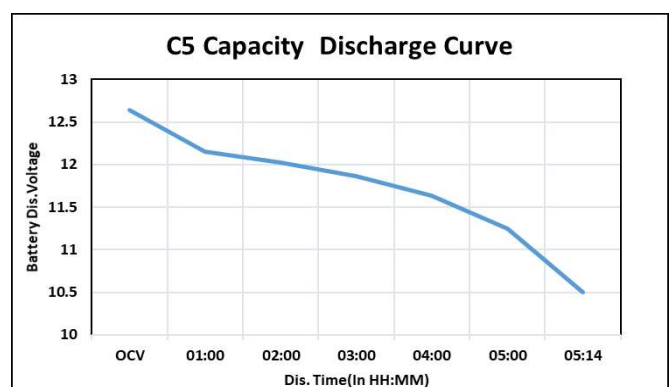
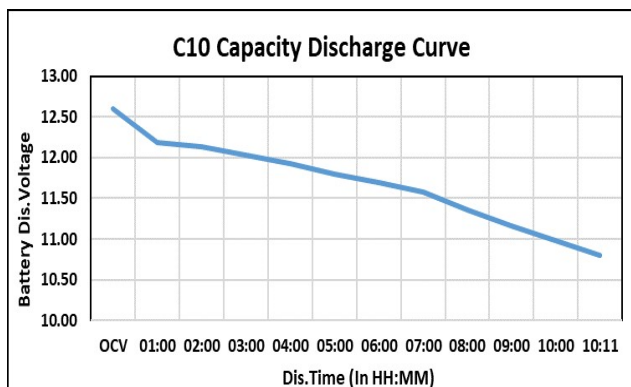
Model		12V 200Ah
Battery Testing Standard		IS 13369:1992
Rated Capacity at C20 hour Rate		200Ah
Battery Nominal Voltage		12V
Dimensions	Length	503±2mm
	Width	192±2mm
	Height up to Terminal	407.20 ±3mm
	Height up to Level Indicator	434.57 ±3mm
Fully Charged Battery	Electrolyte Specific Gravity at 27°C	1.255±0.005
	Battery Weight (with electrolyte) (± 2%)	63.50 Kg
	Battery Weight (with electrolyte) (± 2%)	65.50 Kg.

BATTERY CHARGING

Model		12V 200Ah
Constant Voltage Charging (CV)	Maximum Charging current	20.0 A
	Cyclic use	14.40V
	Float use (Charging Current 22.5A)	13.60 – 13.80v
	Boost Charging (Starting current 15A)	16.2V
	Trickle Charging Current	150 – 500mA

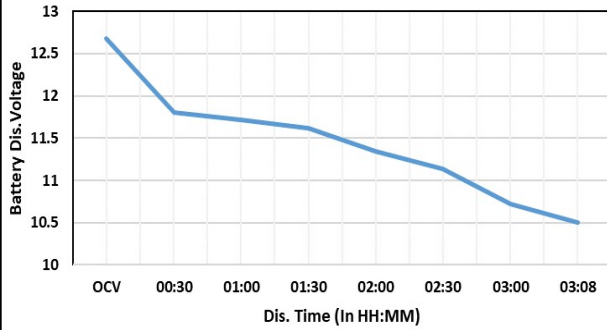
ELECTRICAL PERFORMANCE

Capacity at 27°C	20 Hour Rate to 10.80V	200Ah
	10 Hour Rate to 10.80V	176Ah
	5 Hour Rate to 10.50V	146.6Ah
	3 Hour Rate to 10.50V	126.2Ah
	1 Hour Rate to 10.50V	88.0Ah
400Watt (33A) @10.5V Backup Time (In Minimum 3Cycles)		4Hrs 20Min.
Loss of capacity on storage per month at 27°C		< 5.0%
Percentage (%) of Ampere-hour - Efficiency		> 90.0%
Percentage (%) of Watt-hour - Efficiency		> 75.0%
Cyclic life @80%DOD		1200+

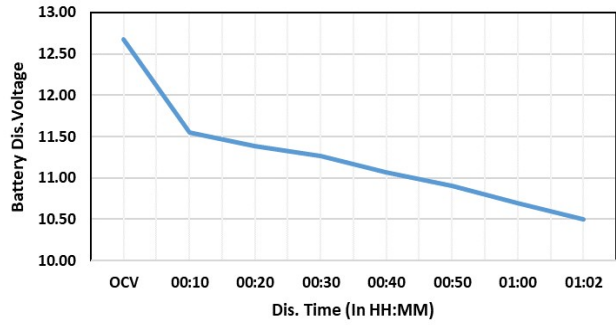


TUBULAR BATTERIES DATA SHEET

C3 Capacity Discharge Curve

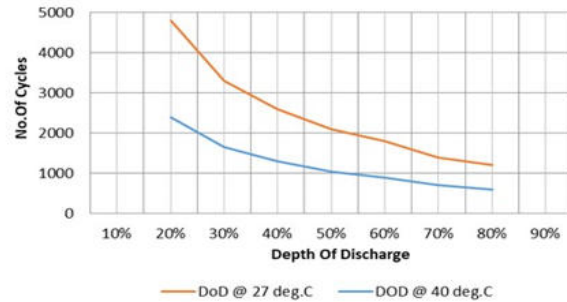
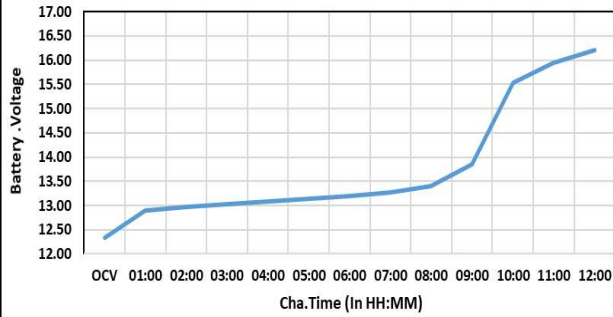


C1 Capacity Discharge Curve



DOD V/S LIFE CYCLE @ ambient temperatures

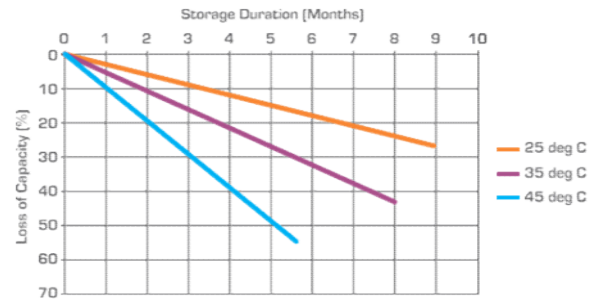
Charge Characteristics @ C10 (At Constant Current)



Open circuit Voltage & Specific Gravity Vs SOC

State of Charge	Specific Gravity	Voltage
100%	1.260	12.7V
75%	1.225	12.4V
50%	1.190	12.1V
25%	1.155	12.0V
0%	1.120	11.8V

Self Discharge Characteristics @ Different Temperature



Zunax Energy Products LLP certified by Aambitious Assessments Pvt. Ltd.



Zunax Energy Products LLP
 Sy No 806, Farooq Nagar Mandal, Mahabub Nagar, Burgula Village,
 Dist. Rangareddy, Telangana - 509202 India